



**TRIDENT INDIA LIMITED**

CIN : L52110WB1985PLC196555

Regd. Office :

23, Ganesh Chandra Avenue,  
3rd Floor, Kolkata - 700 013 (W.B.)

Phone : 033-22114457, Fax : 033-22115493

E-mail : triindia ltd@gmail.com

Website : triindia ltd.com

Date: 5<sup>th</sup> July,2021

To

**Listing and Compliance Department  
Metropolitan Stock Exchange of India Limited**

Vibgyor Towers, Plot No. C - 62,  
Bandra Kurla Complex Bandra (EAST)  
4<sup>th</sup> Floor, Opposite Trident Hotel  
Mumbai - 400 098

**SYMBOL: TRIDENTIND**

Dear Sir/Madam,

**Sub: - Intimation under Regulation 33(3)(d) of the SEBI (Listing Obligations and Disclosure Requirements), Regulations, 2015 for the Quarter and Year ended 31st March, 2021**

This has reference with the above, please find herewith attached a copy of Audited Standalone and Consolidated Financial Results along with Audit Report and declaration of the management thereon as required vide SEBI CIRCULAR No CIR/CFD/CMD/56/2016 dated May 27, 2016 for unmodified opinion of our Company, Trident India Limited for the Quarter and year ended 31st March, 2021 approved and taken on record by the Board of Directors in the Board Meeting held on 5<sup>th</sup> of July,2021.

Kindly take on record the above information and acknowledge the receipt.

Thanking You

Yours Faithfully

For Trident India Limited

*Neha Singh*



Neha Singh  
(Company Secretary & Compliance Officer)



## Independent Auditor's Report

To,

The Board of Directors  
TRIDENT INDIA LIMITED  
23, Ganesh Chandra Avenue  
Kolkata – 700013, West Bengal

### Report on the Audit of the Standalone Financial Results

#### Opinion

We have audited the accompanying statement of quarterly and year to date Standalone Financial Results of TRIDENT INDIA LIMITED (“the Company”), for the quarter ended **March 31, 2021** and for the year ended **March 31, 2021** (“Statement”), attached herewith, being submitted by the Company pursuant to the requirements of Regulation 33 of SEBI (Listing Obligations and Disclosure Requirements) Regulations, 2015 (“the Regulation”) as amended (the “Listing Regulations, 2015”).


In our opinion and to the best of our information and according to the explanations given to us, the Statement:


- I. is presented in accordance with the requirements of the Listing Regulations in this regard; and
- II. gives a true and fair view in conformity with the applicable accounting standards and other accounting principles generally accepted on India, of the **net loss** and other comprehensive income and other financial information of Company for the quarter ended **March 31, 2021** and for the year ended **March 31, 2021**.

#### Basis for Opinion

We conducted our audit in accordance with the standards on auditing specified under section 143 (10) of the Companies Act, 2013. Our responsibilities under those Standards are further described in the auditor's responsibilities for the audit of the standalone financial statements section of our report. We are Independent of the Company in accordance with the code of ethics issued by the Institute of Chartered Accountants of India together with the ethical requirements that are relevant to our audit of the financial statements under the provision of the Act and rules there under, and we have fulfilled our other ethical responsibilities in accordance with these requirements and the code of ethics.

We believe that the audit evidence we have obtained is sufficient and appropriate to provide a basis for our opinion.





### Management's responsibility for the standalone financial statements

The Statement has been prepared on the basis of the standalone annual financial statements. The Company's board of directors are responsible for the matters stated in section 134 (5) of the Act with respect to the preparation of these financial statements that give a true and fair view of the financial position, financial performance and cash flows of the Company in accordance with the accounting principles generally accepted in India, including the accounting standards specified under section 133 of the Act. This responsibility also includes maintenance of adequate accounting records in accordance with the provisions of the Act for safeguarding of the assets of the Company and for preventing and detecting frauds and other irregularities; selection and application of appropriate accounting policies; making judgments and estimates that are reasonable and prudent; and design, Implementation and maintenance of adequate internal financial controls, that were operating effectively for ensuring the accuracy and completeness of the accounting records, relevant to the preparation and presentation of the financial statements that give a true and fair view and are free from material misstatement, whether due to fraud or error.

In preparing the financial statements, management is responsible for assessing the Company's ability to continue as a going concern, disclosing, as applicable, matters related to going concern and using the going concern basis of accounting unless management either intends to liquidate the Company or to cease operations, or has no realistic alternative but to do so.

The board of directors is also responsible for overseeing the Company's financial reporting process.

### Auditor's responsibilities for Audit of the standalone financial statements

Our objectives are to obtain reasonable assurance about whether the financial statements as a whole are free from material misstatement, whether due to fraud or error, and to issue an auditor's report that includes our opinion. Reasonable assurance is a high level of assurance, but is not a guarantee that an audit conducted in accordance with SAs will always detect material misstatements when it exists. Misstatements can arise from fraud or error and are considered material if, individually or in the aggregate, they could reasonably be expected to influence the economic decisions of users taken on the basis of these financial statements.

As part of an audit in accordance with SAs, we exercise professional judgment and maintain professional skepticism throughout the audit. We also:

- Identify and assess the risks of material misstatements of the financial statements, whether due to fraud or error, design and perform audit procedures responsive to those risks, and obtain audit evidence that is sufficient and appropriate to provide a basis for our opinion. The risk of not detecting a material misstatement resulting from fraud is higher than for one resulting from error, as fraud may involve collusion, forgery, intentional omissions, misrepresentations, or the override of internal control.
- Obtain an understanding of internal control relevant to the audit in order to design audit procedures that are appropriate in the circumstances. Under section 143(3)(i) of the Companies Act, 2013, we are also responsible for expressing our opinion on whether the company has adequate internal financial controls system in place and the operating effectiveness of such controls





- Evaluate the appropriateness of accounting policies used and the reasonableness of accounting estimates and related disclosures made by management.
- Conclude on the appropriateness of management's use of the going concern basis of accounting and, based on the audit evidence obtained, whether a material uncertainty exists related to events or conditions that may cast significant doubt on the Company's ability to continue as a going concern. If we conclude that a material uncertainty exists, we are required to draw attention in our auditor's report to the related disclosures in the financial statements or, if such disclosures are inadequate, to modify our opinion. Our conclusions are based on the audit evidence obtained up to the date of our auditor's report. However, future events or conditions may cause the Company to cease to continue as a going concern.
- Evaluate the overall presentation, structure and content of the financial statements, including the disclosures, and whether the financial statements represent the underlying transactions and events in a manner that achieves fair presentation.

We communicate with those charged with governance regarding, among other matters, the planned scope and timing of the audit and significant audit findings, including any significant deficiencies in internal control that we identify during our audit.

We also provide those charged with governance with a statement that we have complied with relevant ethical requirements regarding independence, and to communicate with them all relationships and other matters that may reasonably be thought to bear on our independence, and where applicable, related safeguards.

#### Other Matter

The Statements includes the results for the quarter ended **March 31, 2021** being the balancing figure between the audited figures in respect of the full financial year ended **March 31, 2021** and the published unaudited year-to-date figures up to the third quarter of the current financial year, which were subjected to a limited review by us as required under the Listing Regulations.

*For Agrawal & Mantri*  
*(Chartered Accountants)*

CA Manish Kumar Agrawal

Partner

M.No. 407572

FRN: 018075C

UDIN: 21407572AAAABL9516

Place: Kolkata

Date: 05-07-2021





# TRIDENT INDIA LIMITED

23, Ganesh Chandra Avenue,  
3rd Floor, Kolkata- 700013 (W.B.)  
Regd. Office  
Phone: 033-22114457, Fax: 033-22115403  
E-mail: tricon014@gmail.com  
Website:  
CIN: L52110WB1985PLC196555

| TRIDENT INDIA LIMITED   |                       |                         |                       |                       |                       |
|---|-----------------------|-------------------------|-----------------------|-----------------------|-----------------------|
| [ CIN : L 52110 WB 1985 PLC 196555 ]  |                       |                         |                       |                       |                       |
| Regd. Office : 23, Ganesh Chandra Avenue, Kolkata -700013, (W.B.)                 |                       |                         |                       |                       |                       |
| STATEMENT OF STANDALONE AUDITED FINANCIAL RESULTS                                 |                       |                         |                       |                       |                       |
| FOR THE QUARTER AND YEAR ENDED MARCH 31, 2021                                     |                       |                         |                       |                       |                       |
| Particulars   | (Figures in Rupees)   |                         |                       | (Figures in Rupees)   |                       |
|   | Quarter ended         |                         |                       | Year Ended            |                       |
|   | 31.03.2021<br>audited | 31.12.2020<br>Unaudited | 31.03.2020<br>audited | 31.03.2021<br>audited | 31.03.2020<br>audited |
| I Revenue from operations   | -                     | -                       | -                     | -                     | -                     |
| (a) Sale of products;   | -                     | -                       | -                     | -                     | -                     |
| (b) Other operating revenues;   | 73,804.00             | 76,104.00               | 80,249.00             | 3,02,971.00           | 3,31,853.00           |
| II Other Income   | -                     | -                       | -                     | -                     | -                     |
| III Total Revenue (I + II)  | 73,804.00             | 76,104.00               | 80,249.00             | 3,02,971.00           | 3,31,853.00           |
| IV Expenses:  | -                     | -                       | -                     | -                     | -                     |
| Cost of materials consumed  | -                     | -                       | -                     | -                     | -                     |
| Purchases of Stock-in-Trade   | -                     | -                       | -                     | -                     | -                     |
| Changes in inventories of finished goods work-in-progress and Stock-in-Trade      | -                     | -                       | -                     | -                     | -                     |
| Employee benefits expense   | 75,000.00             | 1,18,000.00             | 75,000.00             | 3,18,000.00           | 3,54,000.00           |
| Finance costs   | 177.95                | 70.80                   | 86.89                 | 587.00                | 655.97                |
| Depreciation and amortization expense   | 495.00                | 495.00                  | 1,796.26              | 1,966.00              | 5,585.00              |
| Other expenses  | 82,590.13             | 74,931.00               | 3,42,562.24           | 3,58,846.00           | 5,98,403.00           |
| Total expenses  | 1,58,263.08           | 1,93,496.80             | 4,19,445.39           | 6,79,399.00           | 9,58,643.97           |
| V Profit/(Loss) before exceptional and extraordinary items and tax (III - IV)     | (84,459.08)           | (1,17,392.80)           | (3,39,196.39)         | (3,76,428.00)         | (6,26,790.97)         |
| VI Exceptional items  | -                     | -                       | -                     | -                     | -                     |
| VII Profit/(Loss) before extraordinary items and tax (V - VI)                     | (84,459.08)           | (1,17,392.80)           | (3,39,196.39)         | (3,76,428.00)         | (6,26,790.97)         |
| VIII Extraordinary items  | -                     | -                       | -                     | -                     | -                     |
| IX Profit/(Loss) before tax (VII- VIII)   | (84,459.08)           | (1,17,392.80)           | (3,39,196.39)         | (3,76,428.00)         | (6,26,790.97)         |
| X Tax expense:  | -                     | -                       | -                     | -                     | -                     |
| (1) Current tax   | -                     | -                       | -                     | -                     | -                     |
| (2) Deferred tax  | -                     | -                       | -                     | -                     | -                     |
| Total   | -                     | -                       | -                     | -                     | -                     |
| XI Profit (Loss) for the period after tax (IX-X)                                  | (84,459.08)           | (1,17,392.80)           | (3,39,196.39)         | (3,76,428.00)         | (6,26,790.97)         |
| XII Other comprehensive income, net of income tax                                 | -                     | -                       | -                     | -                     | -                     |
| a)(i) items that will not be reclassified to profit or loss                       | -                     | -                       | -                     | -                     | -                     |
| (ii) income tax relating to items that will not be reclassified to profit or loss | -                     | -                       | -                     | -                     | -                     |
| b)(i) items that will not be reclassified to profit or loss                       | -                     | -                       | -                     | -                     | -                     |
| (ii) income tax relating to items that will not be reclassified to profit or loss | -                     | -                       | -                     | -                     | -                     |
| Total other comprehensive income, net of income tax                               | -                     | -                       | -                     | -                     | -                     |
| XIII Total comprehensive income for the period (XI-XII)                           | (84,459.08)           | (1,17,392.80)           | (3,39,196.39)         | (3,76,428.00)         | (6,26,790.97)         |
| XIV Paid-up equity share capital (Face value of Rs. 10/- each)                    | 99,60,000.00          | 99,60,000.00            | 99,60,000.00          | 99,60,000.00          | 99,60,000.00          |
| XV Earnings per equity share:   | -                     | -                       | -                     | -                     | -                     |
| (1) Basic   | (0.08)                | (0.12)                  | (0.34)                | (0.38)                | (0.63)                |
| (2) Diluted   | (0.08)                | (0.12)                  | (0.34)                | (0.38)                | (0.63)                |

### Notes :

- The Financial results for the quarter ended March 31, 2021 and March 31, 2020 are the balancing figures between audited results in respect of the full financial year and the published year to date figures of the third quarter of the respective financial years.
- The financial results for the quarter and year ended March 31, 2021 have been reviewed by the Audit Committee and approved by the Board of Directors in their respective meetings held on July 5th, 2021.
- The financial results are extracted from the Audited Standalone Financial Statements, which are prepared in accordance with Indian Accounting Standards (Ind AS) as prescribed under Section 133 of the Companies Act, 2013 read with relevant rules issued there under.
- Segment reporting as defined in Accounting Standard (AS-17) is not applicable since the entire operation of the company relates to only one segment.
- Tax expenses includes Current Tax Expenses, MAT credit and Deferred Tax Charge/ (Credit)
- Figures of previous year/ periods have been reclassified/ regrouped/ restated, wherever necessary.



Date : 05-07-2021

Place : Kolkata

For TRIDENT INDIA LIMITED

*Vijay Kumar Jain*  
Managing Director  
Vijay Kumar Jain

DIN:01376813



# TRIDENT INDIA LIMITED

23, Ganesh Chandra Avenue,  
3rd Floor, Kolkata- 700013 (W.B)  
Regd. Office  
Phone: 033-22114457, Fax: 033-22115493  
E-mail: tricon014@gmail.com  
Website:  
CIN: L52110WB1985PLC196555

## TRIDENT INDIA LIMITED

Statement of Audited Standalone Assets & Liabilities as required under Regulation 33 of the SEBI (Listing Obligations and Disclosure Requirements) Regulations, 2016

| Particulars                          | As at               |                     |
|--------------------------------------|---------------------|---------------------|
|                                      | 31.3.2021 Audited   | 31.3.2020 Audited   |
| <b>ASSETS</b>                        |                     |                     |
| <b>Non-Current Assets</b>            |                     |                     |
| Property, Plant and Equipment        | 1,068.00            | 3,034.00            |
| Financial Assets                     |                     |                     |
| Investments                          | 32,57,400.00        | 32,57,400.00        |
| Income tax assets (net)              | 3,67,380.00         | 3,24,076.00         |
| Other Non-Current Assets             | 2,360.00            | 38,729.00           |
| <b>Total Non-Current Assets</b>      | <b>36,28,208.00</b> | <b>36,23,239.00</b> |
| <b>Current Assets</b>                |                     |                     |
| Financial Assets                     |                     |                     |
| Cash and Cash Equivalents            | 2,03,292.97         | 2,26,701.02         |
| Loans                                | 31,44,015.18        | 34,63,767.18        |
| Other Current Assets                 | 12,604.00           | 33,185.00           |
| <b>Total Current Assets</b>          | <b>33,59,912.15</b> | <b>37,23,653.20</b> |
| <b>Total Assets</b>                  | <b>69,88,120.15</b> | <b>73,46,892.20</b> |
| <b>EQUITY AND LIABILITIES</b>        |                     |                     |
| Equity Share Capital                 | 99,60,000.00        | 99,60,000.00        |
| Other Equity                         | (31,74,389.98)      | (27,97,961.80)      |
| <b>Total Equity</b>                  | <b>67,85,610.02</b> | <b>71,62,038.20</b> |
| <b>Liabilities</b>                   |                     |                     |
| <b>Non-Current Liabilities</b>       |                     |                     |
| Deffered tax Liabilities (net)       | -                   | -                   |
| <b>Total Non-Current Liabilities</b> | <b>-</b>            | <b>-</b>            |
| <b>Current Liabilities</b>           |                     |                     |
| Financial Liabilities                |                     |                     |
| Trade Payable                        | 1,51,532.13         | 1,40,124.00         |
| Other Current Liabilities            | 50,978.00           | 44,730.00           |
| <b>Total Current Liabilities</b>     | <b>2,02,510.13</b>  | <b>1,84,854.00</b>  |
| <b>Total Equity and Liabilities</b>  | <b>69,88,120.15</b> | <b>73,46,892.20</b> |



FOR AND BEHALF OF THE BOARD  
For TRIDENT INDIA LIMITED

Manging Director  
Name : Vijay Kumar Jain  
DIN: 01376813

Director



# TRIDENT INDIA LIMITED

23, Ganesh Chandra Avenue,  
3rd Floor, Kolkata- 700013 (W.B)  
Regd. Office  
Phone: 033-22114457, Fax: 033-22115493  
E-mail: tricon014@gmail.com  
Website:  
CIN: L52110WB1985PLC196555

**TRIDENT INDIA LIMITED**  
**23, GANESH CHANDRA AVENUE 3rd FLOOR**  
**KOLKATA - 700013 (WEST BENGAL)**

**Standalone Cash Flow Statement**  
**For the Year Ending March 31, 2021**

| Particulars   | 31st March, 2021 | 31st March, 2020 |
|---|------------------|------------------|
| <b>A Cash Flows from/ used in Operating Activities</b>                                    | (3,76,428)       | (6,26,791)       |
| Profit Before Extraordinary items & Tax   |                  | 5,585            |
| Adjustments to Profit/ (Loss)   | 1,966            | (3,31,853)       |
| (+) Adjustment for Depreciation and Amortisation Expense                                  | 587              |                  |
| (+) Adjustment for Finance Cost   | -                |                  |
| (+) Adjustment for Loss/ (Profit) on sale of Fixed Assets                                 | -                |                  |
| (+) Other Adjustments for which cash effects are Investing or Financing Cash Flows        | -                |                  |
| (+) Other Adjustments for Non-Cash Items  | -                |                  |
| Adjustments for Working Capital   |                  |                  |
| (+) Adjustments for Decrease/ (Increase) in Inventories                                   | -                | 2,77,492         |
| (+) Adjustments for Decrease/ (Increase) in Trade Receivable                              | 16,781           | 3,42,363         |
| (+) Adjustments for Decrease/ (Increase) in Other Current Assets                          | 13,646           | 3,534            |
| (+) Adjustments for Decrease/ (Increase) in Other Current & Non-Current Assets            | 11,408           |                  |
| (+) Adjustments for Increase/ (Decrease) in Trade Payables                                | 6,248            | 72,926           |
| (+) Adjustments for Increase/ (Decrease) in Other Current & Non-Current Liabilities       | -                |                  |
| (+) Adjustments for Increase/ (Decrease) in Provisions                                    | (3,25,792)       | (2,56,744)       |
| Net Cash from/ (used in) Operations   |                  |                  |
| (+) Income Tax Refund/ (Paid)   | -                |                  |
| (+) Other inflows/ (outflows) of Cash   | (3,25,792)       | (2,56,744)       |
| Net Cash from/ (used in) Operating activities before extraordinary items                  |                  |                  |
| (+) Proceeds from/ (payment for) extraordinary items                                      | (3,25,792)       | (2,56,744)       |
| <b>Net Cash Flows from/ (used in) Operating Activities</b>                                |                  |                  |
| <b>B Cash Flows from/ used in Investing Activities</b>                                    |                  |                  |
| (+) Cash receipt from sale of equity or debt instrument of other entity                   | -                |                  |
| (+) Proceeds from/ (Purchase of) Long Term Trade & Non Trade Investments                  | -                |                  |
| (+) Cash flow from/ (used in) losing/ obtaining control of subsidiaries or other business | -                |                  |
| (+) Proceeds from sale of Tangible Assets   | -                |                  |
| (+) Proceeds from sale of Intangible Assets   | -                |                  |
| (-) Purchase of Tangible Assets   | -                |                  |
| (-) Purchase of Intangible Assets   | -                |                  |
| (+) Cash Advances and loans received from/ (repayed to) other parties                     | 3,02,971         | 3,31,853         |
| (+) Dividend/ Interest received   |                  |                  |
| (+) Proceeds from/ (payment for) extraordinary items                                      | -                |                  |
| (+) Other cash inflows/ (outflows)  |                  |                  |
| <b>Net Cash flow from/ (used in) Investing Activities</b>                                 | <b>3,02,971</b>  | <b>3,31,853</b>  |
| <b>C Cash Flows from/ used in Financing Activities</b>                                    |                  |                  |
| (+) Proceeds from issuing shares  | -                |                  |
| (+) Proceeds from issuing Debentures Notes, Bonds, etc.                                   | -                |                  |
| (+) Proceeds from borrowings  | -                |                  |
| (-) Dividend paid   | -                |                  |
| (-) Interest paid   | (587)            |                  |
| (-) Repayment of Debenture Notes, Bonds, etc.   | -                |                  |
| (-) Repayment of borrowings   | -                |                  |
| (+) Proceeds from/ (payment for) extraordinary items                                      | -                |                  |
| (+) Other cash inflows/ (outflows)  | -                |                  |
| <b>Net Cash Flows from/ (used in) Financing Activities</b>                                | <b>(587)</b>     | <b>-</b>         |
| <b>Net Increase/ (Decrease) in Cash &amp; Cash Equivalents (A+B+C)</b>                    | <b>(23,408)</b>  | <b>75,109</b>    |
| Cash & Cash Equivalents at the begining of the period                                     | 2,26,701         | 1,51,592         |
| <b>Cash &amp; Cash Equivalents at the end of the period</b>                               | <b>2,03,293</b>  | <b>2,26,701</b>  |





**TRIDENT INDIA LIMITED**

23, Ganesh Chandra Avenue,  
3rd Floor, Kolkata- 700013 (W.B)  
Regd. Office  
Phone: 033-22114457, Fax: 033-22115493  
E-mail: tricon014@gmail.com  
Website:  
CIN: L52110WB1985PLC196555

**Notes:-**

1. The Financial results for the quarter ended **March 31, 2021** and **March 31, 2020** are the balancing figures between audited results in respect of the full financial year and the published year to date figures of the third quarter of the respective financial years.
2. The financial results for the quarter and year ended **March 31, 2021** have been reviewed by the Audit Committee and approved by the Board of Directors in their respective meetings held on **July 05, 2021**.
3. The financial results are extracted from the Audited Standalone Financial Statements. Which are prepared in accordance with Indian Accounting Standards ('Ind AS') as prescribed under Section 133 of the Companies Act, 2013 read with relevant rules issued there under.
4. Segment reporting as defined in Accounting Standard (As-17) is not applicable since the entire operation of the company relates to only one segment.
5. Tax expenses includes Current Tax Expenses, MAT credit ad Deferred Tax Charge/ (Credit)
6. Due to outbreak of Covid 19 globally and in India, the Company's management has made initial assessment of likely adverse impact on business and financial risks on account of Covid 19, and believes that the impact is likely to be short-term in nature. The management does not see any medium to long term risks in the Company's ability to continue as a going concern and meeting its liabilities as and when they fall due.
7. The figures for the previous periods have been regrouped/ rearranged, wherever necessary.




Date:-05.07.2021

Place: - Kolkata

For and behalf of the Board of Directors

For TRIDENT INDIA LIMITED

  
Vijay Kumar Jain Director  
Managing Director  
DIN: - 01376813





## Independent Auditor's Report

To,  
The Board of Directors  
**TRIDENT INDIA LIMITED**  
23, Ganesh Chandra Avenue  
Kolkata – 700013, West Bengal

### Report on the Audit of the Consolidated Financial Results

#### Opinion


We have audited the accompanying statement of quarterly and year to date Consolidated Financial Results of **TRIDENT INDIA LIMITED** (“the Company”), and its associate for the quarter ended **March 31, 2021** and for the year ended **March 31, 2021** (“Statement”), attached herewith, being submitted by the Company pursuant to the requirements of Regulation 33 of SEBI (Listing Obligations and Disclosure Requirements) Regulations, 2015 (“the Regulation”) as amended (the “Listing Regulations, 2015”).

In our opinion and to the best of our information and according to the explanations given to us, the Statement:

- I. Includes the results of **M Nirmal kumar (P) Limited**, an associate company.
- II. is presented in accordance with the requirements of the Listing Regulations in this regard; and
- III. gives a true and fair view in conformity with the applicable accounting standards and other accounting principles generally accepted on India, of the net loss and other comprehensive income and other financial information of Company for the quarter ended **March 31, 2021** and for the year ended **March 31, 2021**.

#### Basis for Opinion

We conducted our audit in accordance with the standards on auditing specified under section 143 (10) of the Companies Act, 2013. Our responsibilities under those Standards are further described in the auditor's responsibilities for the audit of the consolidated financial statements section of our report. We are independent of the Company in accordance with the code of ethics issued by the Institute of Chartered Accountants of





India together with the ethical requirements that are relevant to our audit of the financial statements under the provision of the Act and rules there under, and we have fulfilled our other ethical responsibilities in accordance with these requirements and the code of ethics.


We believe that the audit evidence we have obtained is sufficient and appropriate to provide a basis for our opinion.

### Management's responsibility for the consolidated financial statements

The Statement has been prepared on the basis of the consolidated annual financial statements. The Company's board of directors are responsible for the matters stated in section 134 (5) of the Act with respect to the preparation of these financial statements that give a true and fair view of the financial position, financial performance and cash flows of the Company in accordance with the accounting principles generally accepted in India, including the accounting standards specified under section 133 of the Act. This responsibility also includes maintenance of adequate accounting records in accordance with the provisions of the Act for safeguarding of the assets of the Company and for preventing and detecting frauds and other irregularities; selection and application of appropriate accounting policies; making judgments and estimates that are reasonable and prudent; and design, Implementation and maintenance of adequate internal financial controls, that were operating effectively for ensuring the accuracy and completeness of the accounting records, relevant to the preparation and presentation of the financial statements that give a true and fair view and are free from material misstatement, whether due to fraud or error.

- Obtain an understanding of internal control relevant to the audit in order to design audit procedures that are appropriate in the circumstances. Under section 143(3)(i) of the Companies Act, 2013, we are also responsible for expressing our opinion on whether the company has adequate internal financial controls system in place and the operating effectiveness of such controls
- Evaluate the appropriateness of accounting policies used and the reasonableness of accounting estimates and related disclosures made by management.
- Conclude on the appropriateness of management's use of the going concern basis of accounting and, based on the audit evidence obtained, whether a material uncertainty exists related to events or conditions that may cast significant doubt on the Company's ability to continue as a going concern. If we conclude that a material uncertainty exists, we are required to draw





attention in our auditor's report to the related disclosures in the financial statements or, if such disclosures are inadequate, to modify our opinion. Our conclusions are based on the audit evidence obtained up to the date of our auditor's report. However, future events or conditions may cause the Company to cease to continue as a going concern.

- Evaluate the overall presentation, structure and content of the financial statements, including the disclosures, and whether the financial statements represent the underlying transactions and events in a manner that achieves fair presentation.

We communicate with those charged with governance regarding, among other matters, the planned scope and timing of the audit and significant audit findings, including any significant deficiencies in internal control that we identify during our audit.

We also provide those charged with governance with a statement that we have complied with relevant ethical requirements regarding independence, and to communicate with them all relationships and other matters that may reasonably be thought to bear on our independence, and where applicable, related safeguards.

#### Other Matter

The Statements includes the results for the quarter ended **March 31, 2021** being the balancing figure between the audited figures in respect of the full financial year ended **March 31, 2021** and the published unaudited year-to-date figures up to the third quarter of the current financial year, which were subjected to a limited review by us as required under the Listing Regulations.

*For Agrawal & Mantri*  
(Chartered Accountants)

CA Manish Kumar Agrawal  
Partner

M.No. 407572

FRN: 018075C

UDIN: 21407572AAAABM2057

Place: Kolkata

Date: 05.07.2021





# TRIDENT INDIA LIMITED

23, Ganesh Chandra Avenue,  
3rd Floor, Kolkata- 700013 (W.B.)  
Regd. Office  
Phone: 033-22114457, Fax: 033-22115493  
E-mail: tricon014@gmail.com  
Website:  
CIN: L52110WB1985PLC106555

## TRIDENT INDIA LIMITED

[ CIN : L 52110 WB 1985 PLC 196555 ]

Regd. Office : 23, Ganesh Chandra Avenue, Kolkata -700013, (W.B.)

### STATEMENT OF CONSOLIDATED AUDITED FINANCIAL RESULTS FOR THE QUARTER & YEAR ENDED MARCH 31, 2021

| Particulars   | (Figures in Rupees)   |                         |                       | (Figures in Rupees)   |                       |
|---|-----------------------|-------------------------|-----------------------|-----------------------|-----------------------|
|   | Quarter ended         |                         |                       | Year Ended            |                       |
|   | 31.03.2021<br>audited | 31.12.2020<br>Unaudited | 31.03.2020<br>audited | 31.03.2021<br>audited | 31.03.2020<br>audited |
| <b>I Revenue from operations</b>  |                       |                         |                       |                       |                       |
| (a) Sale of products;   |                       |                         |                       |                       |                       |
| (b) Other operating revenues;   |                       |                         |                       |                       |                       |
| <b>II Other income</b>  | 73,804.00             | 76,104.00               | 80,249.00             | 3,02,971.00           | 3,31,853.00           |
| <b>III Total Revenue (I + II)</b>   | 73,804.00             | 76,104.00               | 80,249.00             | 3,02,971.00           | 3,31,853.00           |
| <b>IV Expenses:</b>   |                       |                         |                       |                       |                       |
| Cost of materials consumed  | -                     | -                       | -                     | -                     | -                     |
| Purchases of Stock-in-Trade   | -                     | -                       | -                     | -                     | -                     |
| Changes in inventories of finished goods work-in-progress and Stock-in-Trade                                      | -                     | -                       | -                     | -                     | -                     |
| Employee benefits expense   | 75,000.00             | 1,18,000.00             | 75,000.00             | 3,18,000.00           | 3,54,000.00           |
| Finance costs   | 177.95                | 70.80                   | 86.89                 | 587.00                | 655.97                |
| Depreciation and amortization expense   | 495.00                | 495.00                  | 1,396.25              | 1,966.00              | 5,585.00              |
| Other expenses  | 82,590.13             | 74,931.00               | 3,42,962.27           | 3,58,846.00           | 5,98,403.97           |
| <b>Total expenses</b>   | 1,58,263.08           | 1,93,496.80             | 4,19,445.41           | 6,79,399.00           | 9,58,643.97           |
| <b>V Profit/(Loss) before exceptional and extraordinary items and tax (III - IV)</b>                              | (84,459.08)           | (1,17,392.80)           | (3,39,196.41)         | (3,76,428.00)         | (6,26,790.97)         |
| <b>VI Exceptional items</b>   | -                     | -                       | -                     | -                     | -                     |
| <b>VII Profit/(Loss) before extraordinary items and tax (V - VI)</b>  | (84,459.08)           | (1,17,392.80)           | (3,39,196.41)         | (3,76,428.00)         | (6,26,790.97)         |
| <b>VIII Extraordinary items</b>   | -                     | -                       | -                     | -                     | -                     |
| <b>IX Profit/(Loss) before tax (VII - VIII)</b>   | (84,459.08)           | (1,17,392.80)           | (3,39,196.41)         | (3,76,428.00)         | (6,26,790.97)         |
| <b>X Tax expense:</b>   |                       |                         |                       |                       |                       |
| (1) Current tax   | -                     | -                       | -                     | -                     | -                     |
| (2) Deferred tax  | -                     | -                       | -                     | -                     | -                     |
| (3) Tax Adjustment in respect of earlier period   | -                     | -                       | -                     | -                     | -                     |
| <b>Total</b>  | -                     | -                       | -                     | -                     | -                     |
| <b>XI Profit (Loss) for the period after tax (IX-X)</b>   | (84,459.08)           | (1,17,392.80)           | (3,39,196.41)         | (3,76,428.00)         | (6,26,790.97)         |
| <b>XII Share of profit/loss of associates</b>   | (5,73,064.70)         | 2,37,060.00             | 78,757.00             | (7,80,696.00)         | 3,31,274.00           |
| <b>XIII Net profit/(loss) after taxes, minority interest &amp; share of profits/(loss) of associates (XI+XII)</b> | (6,57,463.78)         | 1,19,667.20             | (2,60,439.41)         | (11,57,124.00)        | (2,95,516.97)         |
| <b>XIV Other comprehensive income, net of income tax</b>  |                       |                         |                       |                       |                       |
| a)(i) items that will not be reclassified to profit or loss   | -                     | -                       | -                     | -                     | -                     |
| (ii) income tax relating to items that will not be reclassified to profit or loss                                 | -                     | -                       | -                     | -                     | -                     |
| b)(i) items that will not be reclassified to profit or loss   | -                     | -                       | -                     | -                     | -                     |
| (ii) income tax relating to items that will not be reclassified to profit or loss                                 | -                     | -                       | -                     | -                     | -                     |
| <b>Total other comprehensive income, net of income tax</b>  | -                     | -                       | -                     | -                     | -                     |
| <b>XV Total comprehensive income for the period (XI-XIV)</b>  | (6,57,463.78)         | 1,19,667.20             | (2,60,439.41)         | (11,57,124.00)        | (2,95,516.97)         |
| <b>XVI Paid-up equity share capital (Face value of Rs. 10/- each)</b>   | 99,60,000.00          | 99,60,000.00            | 99,60,000.00          | 99,60,000.00          | 99,60,000.00          |
| <b>XVII Earnings per equity share:</b>  |                       |                         |                       |                       |                       |
| (1) Basic   | (0.66)                | 0.12                    | (0.26)                | (1.16)                | (0.30)                |
| (2) Diluted   | (0.66)                | 0.12                    | (0.26)                | (1.16)                | (0.30)                |

#### Notes :

- The Financial results for the quarter ended March 31, 2021 and March 31, 2020 are the balancing figures between audited results in respect of the full financial year and the published year to date figures of the third quarter of the respective financial years.
- The financial results for the quarter and year ended March 31, 2021 have been reviewed by the Audit Committee and approved by the Board of Directors in their respective meetings held on July 5, 2021.
- The financial results are extracted from the Audited Standalone Financial Statements. Which are prepared in accordance with Indian Accounting Standards ('Ind AS') as prescribed under Section 133 of the Companies Act, 2013 read with relevant rules issued there under.
- Segment reporting as defined in Accounting Standard (AS-17) is not applicable since the entire operation of the company relates to only one segment.
- Tax expenses includes Current Tax Expenses, MAT credit and Deferred Tax Charge/ (Credit)
- Figures of previous year/ periods have been reclassified/ regrouped/ restated, wherever necessary.

For TRIDENT INDIA LIMITED

FOR, TRIDENT INDIA LIMITED

Managing Director  
Vijay Kumar Jain  
DIN : 01376813

Date : 05-07-2021  
Place : Kolkata





# TRIDENT INDIA LIMITED

23, Ganesh Chandra Avenue,  
3rd Floor, Kolkata- 700013 (W.B)  
Regd. Office  
Phone: 033-22114457, Fax: 033-22115493  
E-mail: tricon014@gmail.com  
Website:  
CIN: L52110WB1985PLC196555

| TRIDENT INDIA LIMITED  |                     |                       |
|--|---------------------|-----------------------|
| Statement of Audited Consolidated Assets & Liabilities as required under Regulation 33 of the SEBI (Listing Obligations and Disclosure Requirements) Regulations, 2016 |                     |                       |
| Particulars  | As at               |                       |
|  | 31.3.2021 Audited   | 31.3.2020 Audited     |
| <b>ASSETS</b>  |                     |                       |
| <b>Non-Current Assets</b>  |                     |                       |
| Property, Plant and Equipment  | 1,068.00            | 3,034.00              |
| Financial Assets   |                     |                       |
| Investments  | 54,06,866.00        | 61,87,562.00          |
| Income tax assets (net)  | 3,67,380.00         | 3,24,076.00           |
| Other Non-Current Assets   | 2,360.00            | 38,729.00             |
| <b>Total Non-Current Assets</b>  | <b>57,77,674.00</b> | <b>65,53,401.00</b>   |
| <b>Current Assets</b>  |                     |                       |
| Financial Assets   |                     |                       |
| Cash and Cash Equivalents  | 2,03,292.97         | 2,26,701.02           |
| Loans  | 31,44,015.18        | 34,63,767.18          |
| Other Current Assets   | 12,604.00           | 33,185.00             |
| <b>Total Current Assets</b>  | <b>33,59,912.15</b> | <b>37,23,653.20</b>   |
| <b>Total Assets</b>  | <b>91,37,586.15</b> | <b>1,02,77,054.20</b> |
| <b>EQUITY AND LIABILITIES</b>  |                     |                       |
| Equity Share Capital   | 99,60,000.00        | 99,60,000.00          |
| Other Equity   | (10,24,923.98)      | 1,32,200.20           |
| <b>Total Equity</b>  | <b>89,35,076.02</b> | <b>1,00,92,200.20</b> |
| <b>Liabilities</b>   |                     |                       |
| <b>Non-Current Liabilities</b>   |                     |                       |
| Deffered tax Liabilities (net)   | -                   | -                     |
| <b>Total Non-Current Liabilities</b>   | <b>-</b>            | <b>-</b>              |
| <b>Current Liabilities</b>   |                     |                       |
| Financial Liabilities  |                     |                       |
| Trade Payable  | 1,51,532.13         | 1,40,124.00           |
| Other Current Liabilities  | 50,978.00           | 44,730.00             |
| <b>Total Current Liabilities</b>   | <b>2,02,510.13</b>  | <b>1,84,854.00</b>    |
| <b>Total Equity and Liabilities</b>  | <b>91,37,586.15</b> | <b>1,02,77,054.20</b> |

FOR AND BEHALF OF THE BOARD

For TRIDENT INDIA LIMITED

Manging Director  
Name : Vijay Kumar Jain  
DIN: 01376813

Director





**TRIDENT INDIA LIMITED**  
**23, GANESH CHANDRA AVENUE 3rd FLOOR**  
**KOLKATA - 700013 (WEST BENGAL)**  
**Consolidated Cash Flow Statement**  
**For the Year Ending March 31, 2021**

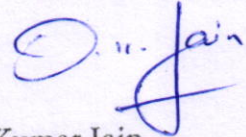
| Particulars   | 31st March, 2021  | 31st March, 2020  |
|---|-------------------|-------------------|
| <b>A Cash Flows from/ used in Operating Activities</b>                                    |                   |                   |
| Profit Before Extraordinary items & Tax   | (3,76,428)        | (6,26,791)        |
| Adjustments to Profit/ (Loss)   |                   |                   |
| (+) Adjustment for Depreciation and Amortisation Expense                                  | 1,966             | 5,585             |
| (+) Adjustment for Finance Cost   | 587               | (3,31,853)        |
| (+) Adjustment for Loss/ (Profit) on sale of Fixed Assets                                 |                   |                   |
| (+) Other Adjustments for which cash effects are Investing or Financing Cash Flows        |                   |                   |
| (+) Other Adjustments for Non-Cash Items  |                   |                   |
| (+) Share In Profit of Associates   | (7,80,696)        | 3,31,274          |
| Adjustments for Working Capital   |                   |                   |
| (+) Adjustments for Decrease/ (Increase) in Inventories                                   |                   |                   |
| (+) Adjustments for Decrease/ (Increase) in Trade Receivable                              |                   | 2,77,492          |
| (+) Adjustments for Decrease/ (Increase) in Other Current Assets                          | 20,581            | 5,12,160          |
| (+) Adjustments for Decrease/ (Increase) in Other Current & Non-Current Assets            | 7,90,542          | (4,97,537)        |
| (+) Adjustments for Increase/ (Decrease) in Trade Payables                                | 11,408            |                   |
| (+) Adjustments for Increase/ (Decrease) in Other Current & Non-Current Liabilities       | 6,248             | 72,926            |
| (+) Adjustments for Increase/ (Decrease) in Provisions                                    |                   |                   |
| Net Cash from/ (used in) Operations   | (3,25,792)        | (2,56,744)        |
| (+) Income Tax Refund/ (Paid)   |                   |                   |
| (+) Other inflows/ (outflows) of Cash   |                   |                   |
| Net Cash from/ (used in) Operating activities before extraordinary items                  | (3,25,792)        | (2,56,744)        |
| (+) Proceeds from/ (payment for) extraordinary items                                      |                   |                   |
| <b>Net Cash Flows from/ (used in) Operating Activities</b>                                | <b>(3,25,792)</b> | <b>(2,56,744)</b> |
| <b>B Cash Flows from/ used in Investing Activities</b>                                    |                   |                   |
| (+) Cash receipt from sale of equity or debt instrument of other entity                   |                   |                   |
| (+) Proceeds from/ (Purchase of) Long Term Trade & Non Trade Investments                  |                   |                   |
| (+) Cash flow from/ (used in) losing/ obtaining control of subsidiaries or other business |                   |                   |
| (+) Proceeds from sale of Tangible Assets   |                   |                   |
| (+) Proceeds from sale of Intangible Assets   |                   |                   |
| (-) Purchase of Tangible Assets   |                   |                   |
| (-) Purchase of Intangible Assets   |                   |                   |
| (+) Cash Advances and loans received from/ (repayed to) other parties                     |                   |                   |
| (+) Dividend/ Interest received   | 3,02,971          | 3,31,853          |
| (+) Proceeds from/ (payment for) extraordinary items                                      |                   |                   |
| (+) Other cash inflows/ (outflows)  |                   |                   |
| <b>Net Cash flow from/ (used in) Investing Activities</b>                                 | <b>3,02,971</b>   | <b>3,31,853</b>   |
| <b>C Cash Flows from/ used in Financing Activities</b>                                    |                   |                   |
| (+) Proceeds from issuing shares  |                   |                   |
| (+) Proceeds from issuing Debentures Notes, Bonds, etc.                                   |                   |                   |
| (+) Proceeds from borrowings  |                   |                   |
| (-) Dividend paid   |                   |                   |
| (-) Interest paid   | (587)             |                   |
| (-) Repayment of Debenture Notes, Bonds, etc.   |                   |                   |
| (-) Repayment of borrowings   |                   |                   |
| (+) Proceeds from/ (payment for) extraordinary items                                      |                   |                   |
| (+) Other cash inflows/ (outflows)  |                   |                   |
| <b>Net Cash Flows from/ (used in) Financing Activities</b>                                | <b>(587)</b>      | <b>-</b>          |
| <b>Net Increase/ (Decrease) in Cash &amp; Cash Equivalents (A+B+C)</b>                    | <b>(23,408)</b>   | <b>75,109</b>     |
| Cash & Cash Equivalents at the begning of the period                                      | 2,26,701          | 1,51,592          |
| <b>Cash &amp; Cash Equivalents at the end of the period</b>                               | <b>2,03,293</b>   | <b>2,26,701</b>   |



**Notes:-**

1. The Financial results for the quarter ended **March 31, 2021** and **March 31, 2020** are the balancing figures between audited results in respect of the full financial year and the published year to date figures of the third quarter of the respective financial years.
2. The financial results for the quarter and year ended **March 31, 2021** have been reviewed by the Audit Committee and approved by the Board of Directors in their respective meetings held on **July 05, 2021**.
3. The financial results are extracted from the Audited Consolidated Financial Statements. Which are prepared in accordance with Indian Accounting Standards ('Ind AS') as prescribed under Section 133 of the Companies Act, 2013 read with relevant rules issued there under.
4. Segment reporting as defined in Accounting Standard (As-17) is not applicable since the entire operation of the company relates to only one segment.
5. Tax expenses includes Current Tax Expenses, MAT credit ad Deferred Tax Charge/ (Credit)
6. Due to outbreak of Covid 19 globally and in India, the Company's management has made initial assessment of likely adverse impact on business and financial risks on account of Covid 19, and believes that the impact is likely to be short-term in nature. The management does not see any medium to long term risks in the Company's ability to continue as a going concern and meeting its liabilities as and when they fall due.
7. The figures for the previous periods have been regrouped/ rearranged, wherever necessary.

For and behalf of the Board of Directors  
For **TRIDENT INDIA LIMITED**



Director

Vijay Kumar Jain  
Managing Director  
DIN: - 01376813

Date:-05.07.2021  
Place: - Kolkata





**TRIDENT INDIA LIMITED**

CIN : L52110WB1985PLC196555

Regd. Office :

23, Ganesh Chandra Avenue,  
3rd Floor, Kolkata - 700 013 (W.B.)

Phone : 033-22114457, Fax : 033-22115493

E-mail : triindialtd@gmail.com

Website : triindialtd.com

**Date:- 5<sup>th</sup> July,2021**

**To,**

**Metropolitan Stock Exchange (MCX-SX)**

Vibgyor Towers, Plot No. C - 62,

Bandra Kurla Complex Bandra (EAST)

4<sup>th</sup> Floor, Opposite Trident Hotel

Mumbai - 400 098

Dear Sir,

**Symbol: TRIDENTIND**

**Sub: Declaration pursuant to Regulation 33(3) (d) of the Securities Exchange Board of India (Listing Obligations and Disclosure Requirements) Regulation, 2015.**

I, Vijay Kumar Jain (DIN01376813) Managing Director of the Trident India Limited having its registered office at 23, Ganesh Chandra Avenue, Kolkata - 700 013 hereby declare that, the statutory auditors of the company, M/s Agrawal & Mantri (FRN 018075C) have issued an Audit Report with unmodified opinion on Standalone and Consolidated Financial Results for the quarter ended 31<sup>st</sup> March, 2021.

This declaration issued in compliance of Regulation 33 (3) (d) of the Securities Exchange Board of India (Listing Obligations and Disclosure Requirements) Regulation, 2016 as amended by the Securities Exchange Board of India (Listing Obligations and Disclosure Requirements) Regulation, 2016 vide SEBI Circular No. SEBI CIR/CFD/CMD/56/2016 dated 27<sup>th</sup> May, 2016 .

Yours Faithfully,

For **TRIDENT INDIA LIMITED**

**Vijay Kumar Jain**  
**(Managing Director)**

(DIN: 01376813)

